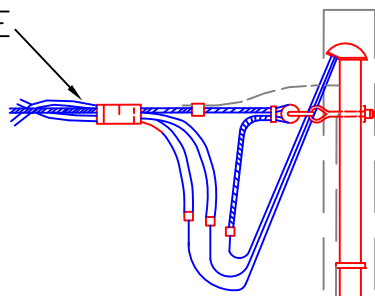
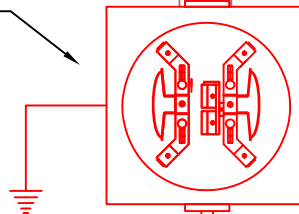


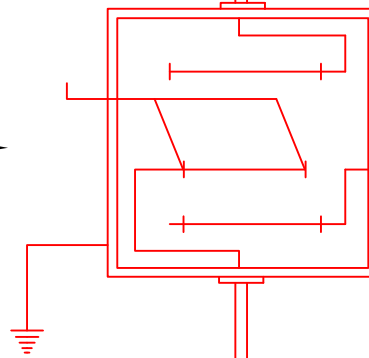
UTILITY SOURCE



Meter Base




Utility Source Feed To Switch
120/240V



Generator Source
Protected & Grounded
as required by the
N.E.C.

Transfer Switch
"Break Before Make"
Double Pole
Double Throw Switch

Main Disconnect or
Distribution Panel
with Main Breaker



DESIGN PARAMETERS:

Emergency/Standby Generator
One Line Diagram
Single Phase-120/240 Volts

Scale:

Not To Scale

HWE 2-87

ES-15